

Workshop on National Academic Depository (NAD)



B.R.A Bihar University, Muzaffarpur

History

- Introduced in the Lok Sabha on 5 September 2011.
- NAD established and operational on 27 October 2016, serviced by NSDL Database Management Limited (NDML) and CDSL Ventures Ltd. (CVL). These digital depositories have ensured hardware, network facilities and software of prescribed quality for smooth and secured operationalisation of NAD.
- Government has designated University Grants Commission (UGC) as the authorized body to enter into a tripartite agreement with the NDML and CVL.
- B.R.A Bihar University Muzaffarpur made an agreement with NSDL Database Management Limited (NDML) and started to award the original degree certificates on 22 December 2018.

Benefits of NAD

- Records maintained in papers and registers are liable to spoilage due to moisture and heat. They are also susceptible to other hazards like fire and rain etc.
- Digital (non-physical) academic awards allow for easy access and safeguard against losing of physical copies.
- Enabling verification of academic awards of various educational institutions at a single place.
- Reducing the circulation of fake certificates.
- Easy procedure for obtaining duplicate and authenticated copy of certificates through a network of NAD agents.

National Academic Depository (NAD) – an Initiative facilitated by MHRD

- National Academic Depository (NAD) is a digital database of academic awards provided by the Government of India.
- National Academic Depository (NAD) is a 24X7 online store house of all academic awards viz. certificates, diplomas, degrees, mark-sheets etc. duly digitized and lodged by academic institutions / boards / eligibility assessment bodies.
- NAD is an inter-operable system for storage, retrieval, authentication and verification of academic awards.
- It ensures the authenticity integrity, and confidentiality of the academic awards.

Academic Awards

Degree

Diplomas

MarkSheets

Provisional
Certificates

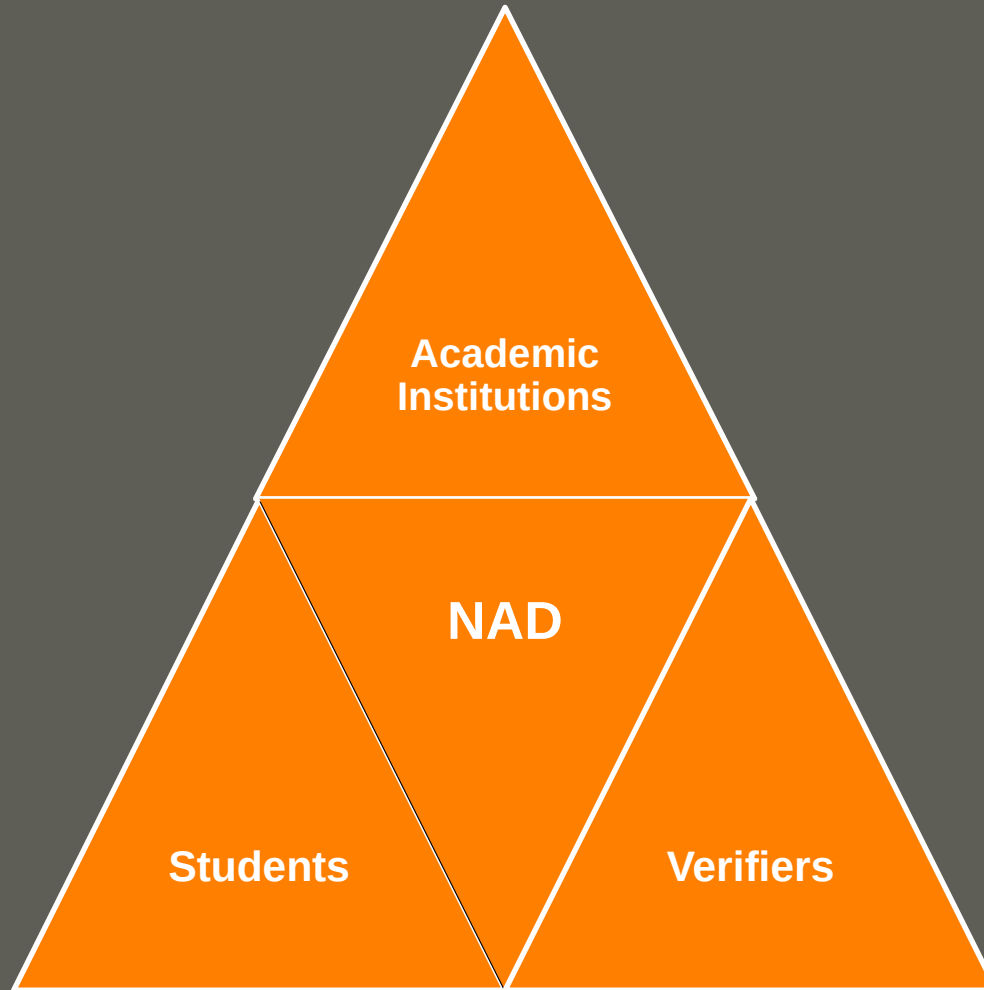
Skill
Certificates

Transcripts

Certificates

Others As
Approved by
MHRD

NAD Stake Holders



Stakeholders

- Students and other academic award holders
- Verifying entities e.g. banks, private companies, government entities, academic institutions (AIs)
- Depositories e.g. NSDL Database Management Limited (NDML) and CDSL Ventures Limited (CVL)

NAD Coverage – Academic Institutions

Institutions Of National Importance

Standalone Institutions of MHRD

Central Universities

State Public Universities

Universities Recognized by UGC

School Boards – Central & State

Others Approved By GOI

National Academic Depository – An Initiative facilitated by MHRD

NAD will help users of Academic Awards to:

- Digitally issue awards by (AIs) to students
- Validate the authenticity
- Provide safe storage
- Facilitate easy retrieval

NAD Salient Features

- Academic Awards in Digital format
 - All Awards issued by Authorized AIs
 - Awards stored forever
 - Awards are digitally signed by AIs
- Authenticated records - eliminate the menace of fake, forged Awards
- Aadhaar based identity preferred
- Privacy protected
 - Sharing of Awards only with the consent of the student
- Facilitate Data Analytics & Reports

Role Of Student

- Register on any Depository
 - Aadhaar based registration supported by e-KYC
 - NAD ID based
- Student to submit Aadhaar / NAD ID to AI for verification and seeding in Award data
- NAD will inter-link (map) all Awards of a Student on the system;
- View & Access all Awards Online at any time in single account
- Student can
 - View / download digitally signed Awards
 - Request Printed copy of the Certificate
 - Approve / Reject request of any Verifier for access to his / her Certificate
 - Send copy of certificate to any verifier

Role of Colleges/Departments

- Provide the information to the students regarding creation of NAD ID (Using Aadhaar/Non-Aadhaar) .
- Colleges/Departments have to arrange the print out submitted by students and their aadhaar in the same serial order as the serial no. mentioned in the excel sheet .
- Provide awareness of NAD among students of respective Colleges/Departments.
- Students should be guided to create NAD ID through Aadhaar.
- Make it compulsory to the students to create NAD ID and submit the print out along with their aadhaar copy in the respective colleges/Departments or generate ID without aadhaar.
- Colleges/Departments have to submit following details of students in excel format duly signed by Principal of Colleges/Head of Departments along with the print out of the NAD ID/ acknowledgement No. and copy of aadhaar submitted by the students in their respective Colleges/Departments .

Format of Excel sheet

S. N.	Faculty	Program Code	Program Name	Student Name	Father Name	Mother Name	Date of Birth	Gender (M/F)	Category (GEN/OBC)	Nationality	Person with Disability	Student Email Id	Student Mobile No.	College Name	Exam Roll No.	Registration No.	Student MAD Acknowledgment No.	Student MAD ID	Home Subject	Subidiary I	Subidiary II	Subidiary III	Subidiary IV	Computer	General Studies	
1	Science	RGMA	Bachelor of Science in Mathematics (Honours)	Vikram Kumar	Amit Kumar	Laxmi Devi	1994-07-05	M	OBC	IN	N	vikram@gmail.com	9868123654	RDS College, Mysaffarpur	1987765	12345678	A123567788877		Mathematics	Physics	Chemistry			Hindi	English	General Studies
2	Commerce	RGCA	Bachelor of Commerce in Accounts (Honours)	Neha Kumari	Ashak Kumar	Soma Devi	1979-06-08	F	GEN	IN	Y	nehav@gmail.com	7392627161	LS College, Muzaffarpur	111111	123456		N673646344356	Account	Buzzness Organisation	Principals of Economics	Money & Banking	Planning and Development	Hindi		General Studies
3	Arts	RGHI	Bachelor of Arts in History (Honours)	Sai Kumar	Vishnu Kumar	Puja Rai	1973-07-20	M	SC	IN	N	saikumar@gmail.com	9889897989	RN College, Hajipur	18729378	12765432		N90590903590	History	Psychology	Political Science			Hindi		General Studies

**DIRECT REGISTRATION BY THE
STUDENT THROUGH**

AADHAAR

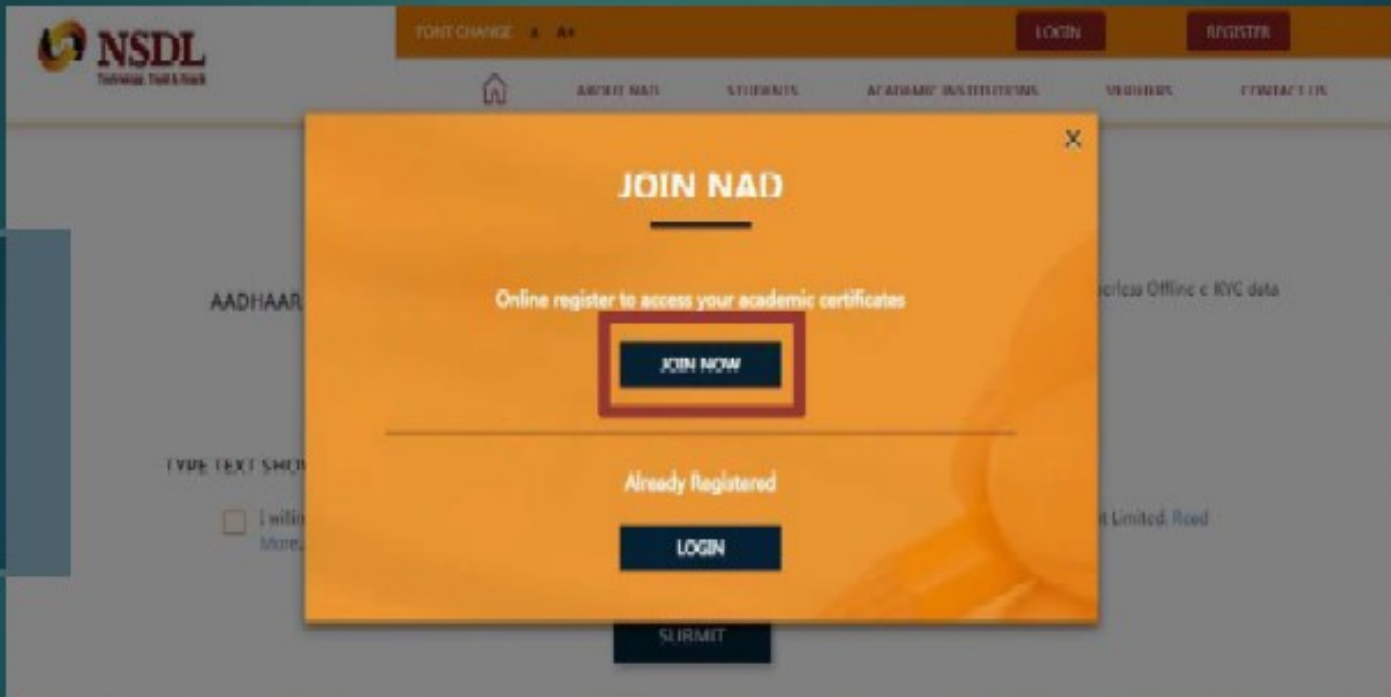
**(NO VERIFICATION REQUIRED
BY THE UNIVERSITY)**

Process for Students Registration on NAD

- Two ways : Aadhaar based & Non Aadhaar based.
- Students have to register on NSDL Database management limited (NDML)
- Link to register on NAD
- <https://nad.ndml.in/> and click to register.
- After registration student have to submit the print out of NAD ID/Acknowledgement no. and copy of aadhaar to their respective colleges.

Student Registration Offline – Aadhaar XML

Click on Join Now to start registration



The screenshot displays the NSDL (National Academic Depository) website interface. At the top left is the NSDL logo with the tagline 'TURNING TIME INTO KNOWLEDGE'. The top navigation bar includes a font size selector (A+), and buttons for 'LOGIN' and 'REGISTER'. Below this is a secondary navigation menu with links for 'HOME', 'ABOUT NAD', 'STUDENTS', 'ACADEMIC INSTITUTIONS', 'MEMBERS', and 'CONTACT US'. A large orange modal window titled 'JOIN NAD' is centered on the screen. It contains the text 'Online register to access your academic certificates' and a prominent 'JOIN NOW' button, which is highlighted with a red rectangular border. Below this, there is a section for 'Already Registered' with a 'LOGIN' button. At the bottom of the modal, a 'SUBMIT' button is visible. The background of the website is partially obscured by the modal.



National Academic Depository

NSDL Database Management Limited

Aadhaar Based

NSDL
Technology, Trust & Team

FONT CHANGE A A+ LOGIN REGISTER

CONTACT US
Participating Academic Institutions Registration FAQ

REGISTER USING YOUR AADHAAR RECORD

This is the quickest and easiest way to register.
Visit UIDAI Website to generate your Aadhaar Record ([View Demo](#))

AADHAAR PAPERLESS OFFLINE E-KYC * 7 To Generate Aadhaar Paperless Offline e-KYC data Click here

ENTER FILE PASSWORD * 8

TYPE TEXT SHOWN IN THE IMAGE 9

10 I willingly submit my Aadhaar record and give an electronic consent and authorization to NSDL Database Management Limited. [Read More...](#)

11

7. Upload your Aadhaar ZIP file in NAD
8. Enter the share code as password
9. Enter the Captcha Code
10. Select the Checkbox
11. Click on Submit



National Academic Depository

NSDL Database Management Limited

Aadhaar Paperless Offline e-KYC

Note: Photo, DOB, Email, Mobile, Gender and Address will be included in the downloaded xml. To open the downloaded xml use Share Code entered at the time of download.

Aadhaar Paperless Offline e-KYC

* Marked are mandatory fields

Reset Cancel

1 Aadhaar Number/VID*
UID (123412341234) or VID (123412341234/1234)

2 Enter Security Code* 4911
Unable to View or Read? [Try Another](#)

Send OTP or Enter TOTP

3 OTP/1871UIP*

4 Share Code*

1. Enter your Aadhaar Number
2. Enter the 'Security Code'
3. Enter the OTP received on your registered Mobile no.
4. Enter the Share code to protect your file. This share code works as a password protection for your file.



National Academic Depository

NSDL Database Management Limited


THE KYC ENDS & GET AADHAAR AADHAAR UPDATE AADHAAR SERVICES FAQS CONTACTS CARE/VANU'S CENTER Search

Aadhaar Paperless Offline e-KYC

Note: Photo,DOB,Email,Mobile,Gender and Address will be included in the downloaded xml. To open the downloaded xml use Share Code entered at the time of download.

Aadhaar Paperless Offline e-KYC * Marked are mandatory Fields

Aadhaar Number/VID * UID (1234/1234/1234) or VID (1234/1234/1234/1234)

Enter Security Code *  [Unable to View or Reset? Try Another](#)

Enter OTP/TOTP *

Share Code *

5

OTP sent to your Registered Mobile number. Check your mobile.

5. Click on Download to receive the encrypted XML file
6. You shall find the digitally encrypted XML file in download section. Photo, DOB, Email, Mobile, Gender and Address will be included in the downloaded file. This file can now be used to perform your KYC on NDML NAD.



National Academic Depository

NSDL Database Management Limited

REGISTER USING YOUR AADHAAR RECORD

This is the quickest and easiest way to register.

Visit UIDAI Website to generate your Aadhaar Record ([View Demo](#))

AADHAAR PAPERLESS OFFLINE E-KYC *  7 To Generate Aadhaar Paperless Offline e-KYC data
[Click here](#)

ENTER FILE PASSWORD *  8

TYPE TEXT SHOWN IN THE IMAGE  9

10 I willingly submit my Aadhaar record and give an electronic consent and authorization to NSDL Database Management Limited. [Read More...](#)

SUBMIT 11

7. Upload your Aadhaar ZIP file in NAD
8. Enter the share code as password
9. Enter the Captcha Code
10. Select the Checkbox
11. Click on Submit





REGISTER USING YOUR AADHAAR

This is the quickest and easiest way to register.
Aadhaar will send you an OTP on your Mobile / Email registered with Aadhaar.



ENTER YOUR AADHAAR NUMBER



I hereby willingly submit my Aadhaar number, Name, OTP Verification / Biometrics and other required details to NSDL Database Management Limited and Read More...

TYPE TEXT SHOWN IN THE IMAGE



063965

063965

SUBMIT

**ADDITIONAL DETAILS**

Father's Name / Guardian's Name*

Mother's Name

Your Mobile Number *

Your Email ID *

PLEASE PROVIDE DETAILS OF YOUR ACADEMIC INSTITUTION WHERE YOU STUDIED / WHICH ASKED YOU TO REGISTER.

Academic Institution Type

State

Name of Academic Institution

Vidya Sagar University, Midnapore

Program / Course Name

BCA

Year of joining *

2016

Unique Ref No. (Help Tip: PRN/ Roll No. / Seat No.) *

Enter your Roll no./PRN No./Seat No.

College / School Name*

CREATE YOUR LOG-IN DETAILS

User ID*

User Password*

User Password should contain minimum one special character, one number and one small alphabet. Use ![]~@#\$%^_+=[].,? as special characters.

Confirm Password*

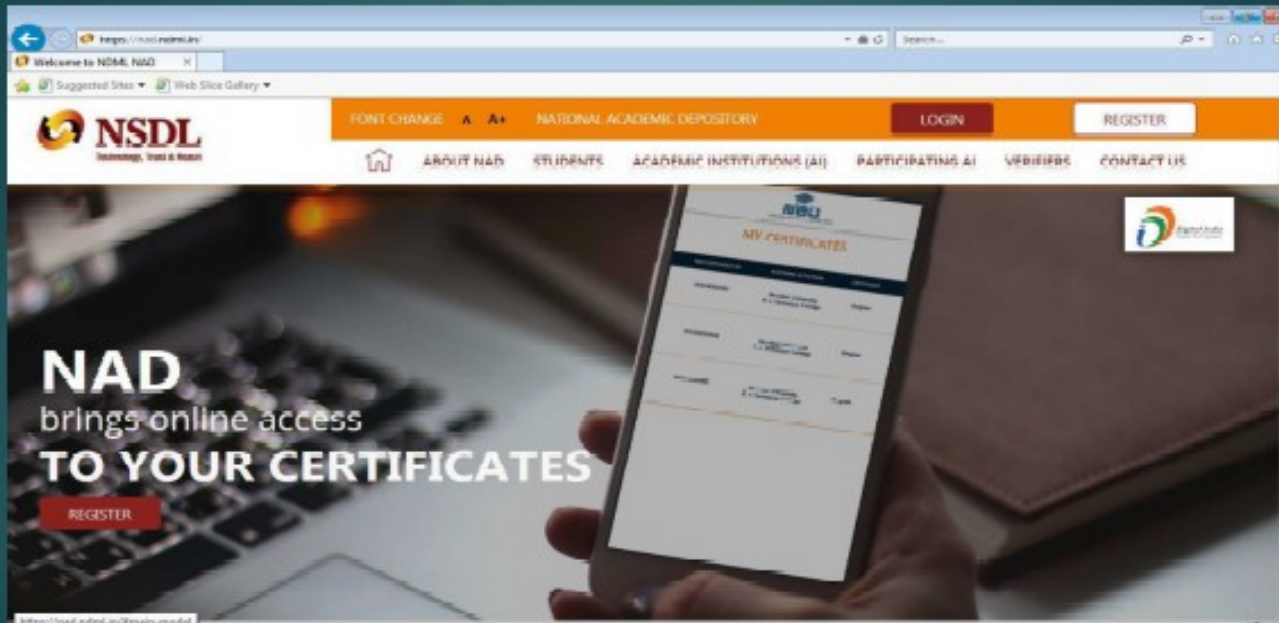
Hey the confirm password value does not match. Enter the same password and yes do remember it

 I agree to the [Terms & Conditions](#)

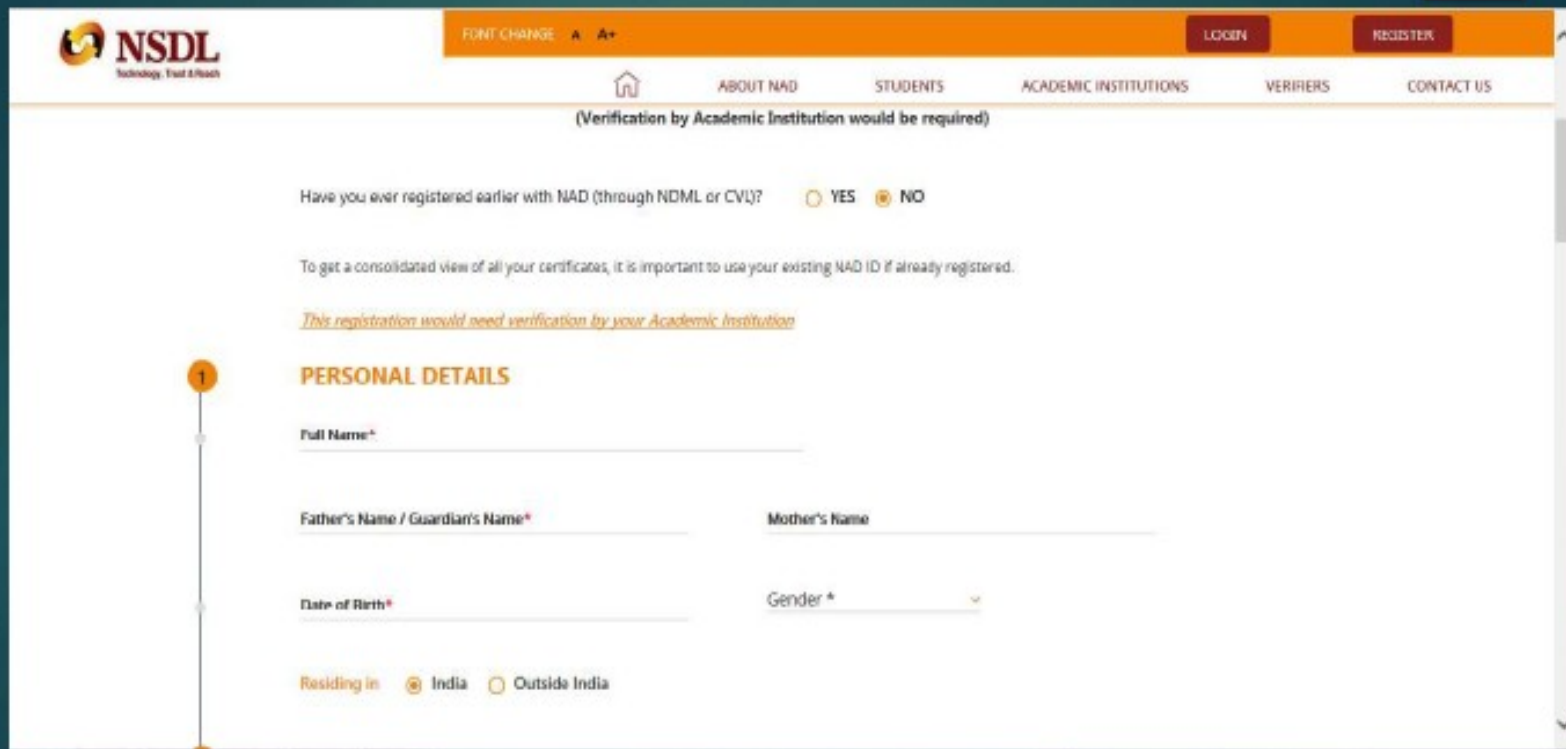
SUBMIT

Student Registration –non Aadhaar Based

Visit the website www.nad.ndml.in & click on **Register** tab for new registration



Enter your personal details & scroll down



The screenshot shows the registration page for the National Academic Depository (NAD). At the top left is the NSDL logo with the tagline "Technology, Trust & Reach". To the right of the logo is a "FONT CHANGE" section with "A" and "A+" options. Further right are "LOGIN" and "REGISTER" buttons. Below the logo and buttons is a navigation menu with icons and text for "ABOUT NAD", "STUDENTS", "ACADEMIC INSTITUTIONS", "VERIFIERS", and "CONTACT US". A note below the navigation menu states "(Verification by Academic Institution would be required)".

The main content area contains a question: "Have you ever registered earlier with NAD (through NDML or CVI)?" with radio button options for "YES" and "NO". Below this is a paragraph: "To get a consolidated view of all your certificates, it is important to use your existing NAD ID if already registered." followed by a note: "*This registration would need verification by your Academic Institution*".

A vertical progress indicator on the left side of the form shows a circle with the number "1" at the top, indicating the current step. The form section is titled "PERSONAL DETAILS" and includes the following fields:

- Full Name*
- Father's Name / Guardian's Name*
- Mother's Name
- Date of Birth*
- Gender*
- Residing in: India Outside India



National Academic Depository

NSDL Database Management Limited

Enter your Contact details & scroll down

The screenshot shows a web form for entering contact details. At the top left is the NSDL logo with the tagline 'Technology, Trust & Reach'. To the right of the logo is a 'FONT CHANGE' section with a house icon and 'A A+'. Further right are 'LOGIN' and 'REGISTER' buttons. Below this is a navigation menu with a house icon and links for 'ABOUT NAD', 'STUDENTS', 'ACADEMIC INSTITUTIONS', 'VERIFIERS', and 'CONTACT US'. The main form area is titled 'COMMUNICATION DETAILS' and contains several input fields: 'Your Mobile Number*' with a '+ 91' prefix, 'Your Email ID*', 'Address 1*', 'Address 2*', 'Address 3', 'Landmark', 'City / Town / Village*', 'State*' with a dropdown arrow, 'Pincode*', and 'Country*' with 'India' selected. A vertical progress indicator on the left shows a '2' in a circle, indicating the current step.

NSDL
Technology, Trust & Reach

FONT CHANGE A A+

LOGIN REGISTER

ABOUT NAD STUDENTS ACADEMIC INSTITUTIONS VERIFIERS CONTACT US

COMMUNICATION DETAILS

Your Mobile Number*
+ 91 _____ Your Email ID* _____

Address 1* _____

Address 2* _____

Address 3 _____

Landmark _____ City / Town / Village* _____

State* _____ Pincode* _____

Country*
India



National Academic Depository

NSDL Database Management Limited

PHOTO AND SIGNATURE UPLOAD

Upload Photo* Help - Uploading Photo / Sign

Upload Signature*

SELECT PHOTO

SELECT SIGNATURE

UPLOAD ↕

UPLOAD ↕

Your NAD Account needs your recent passport size photo and signature image to help identify you and provide services.
You can upload a scanned image or mobile photo. JPG / JPEG / TIFF format between 4KB - 100 KB is accepted.

Upload your recent photograph & signature

- Your NAD Account needs your recent passport size photo and signature image to help identify you and provide services.


You can upload a scanned image or mobile photo. JPG / JPEG / TIFF format between 4KB - 100 KB is accepted. The name of the file being uploaded shouldn't have any space/special character into it.




National Academic Depository

NSDL Database Management Limited

Enter your Current/ Recent past Academic details. Enter the type & state of the university correctly & select your university from the given list of universities.

Technology, Trust & Touch

FONT CHANGE A A+ LOGIN REGISTER

 ABOUT NAD STUDENTS ACADEMIC INSTITUTIONS

VERIFIERS CONTACT US

4 **SELECT ACADEMIC INSTITUTION THAT WILL AUTHORIZE YOUR DETAILS**

Only such AI who have currently joined NIDML NAD can verify details. List of such Institution is mentioned on the website, kindly check or select from below.


University <input type="text"/>	Goa <input type="text"/>
<input type="text"/> Name of Academic Institution * Goa University, Goa National Institute of Technology, Goa	Program / Course Name * <input type="text"/>
Year of Joining * <input type="text"/>	Unique Ref No. (Help Tip: PRN/ Roll No. / Seat No.) * <input type="text"/>
College / School Name* <input type="text"/>	



National Academic Depository

NSDL Database Management Limited

Create a User ID & Password for yourself with given specifications and click Submit.

 **NSDL**
Technology. Trust & Best!

FONT CHANGE A A+

LOGIN REGISTER

VERIFIERS ABOUT NAD STUDENTS ACADEMIC INSTITUTIONS
CONTACT US


5 **CREATE YOUR LOG-IN DETAILS**

User ID*

Min characters - 6 Max characters - 50 Alphabets, Numbers, Special characters !, @, #, \$, %, ^, * are allowed

Password* Confirm Password*

I agree to the [Terms & Conditions](#)

Type Text shown in the image  926795

SUBMIT

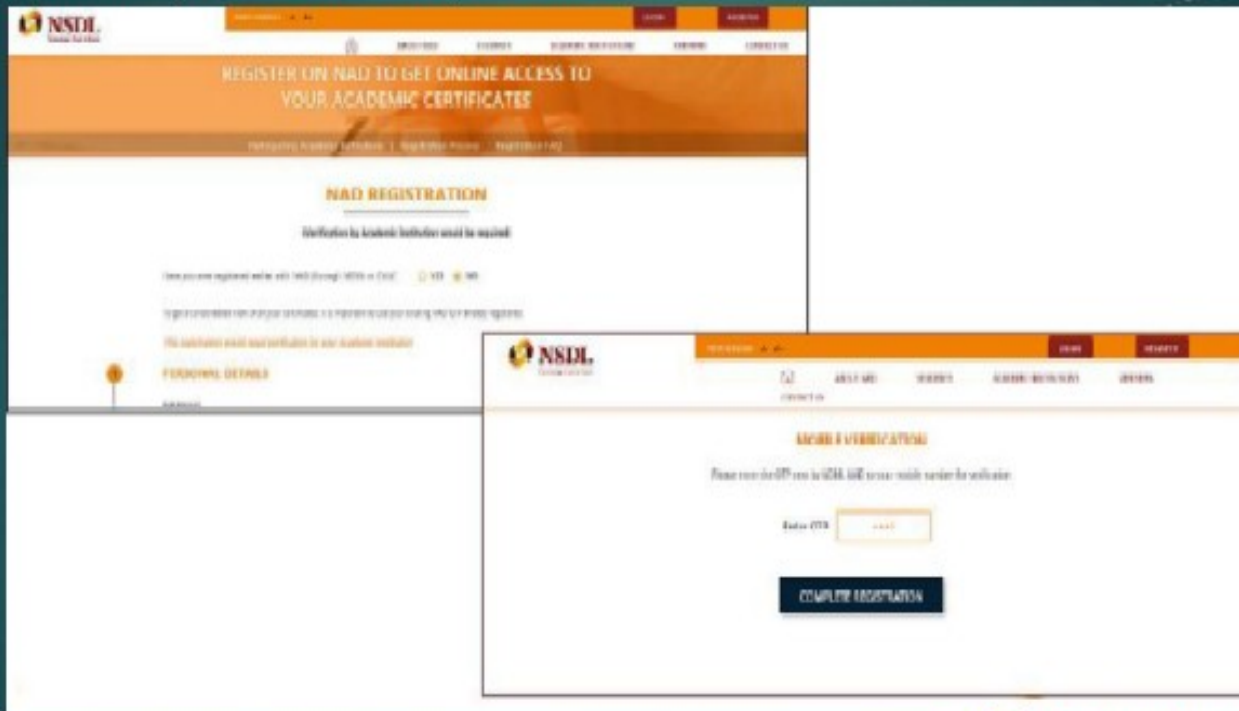


National Academic Depository

NSDL Database Management Limited

Again this page will open up and scrolling down to the bottom will give you an option to input the OTP received on your phone.

- Enter the OTP and click verify to complete your registration without Aadhaar, post which you need to submit the NAD ID / Acknowledgement printout to your college/university for activation of your account.



National Academic Depository

NSDL Database Management Limited

Once your Registration is Complete, you will receive the following page with all your details mentioned on it (called as acknowledgment copy). You need to take a print of the acknowledgement copy (which is also sent on your given mail id). You need to submit this copy to your academic institution to inform them about registration on NDML NAD System. University will verify your details & then activate your account.



The screenshot shows a web page from NSDL (National Academic Depository) with an orange header. The header contains the NSDL logo, a search bar, and navigation links: ABOUT NAD, STUDENTS, ACADEMIC INSTITUTIONS, VERIFY, and CONTACT US. The main content area has a message: "Your Aadhaar based NAD Registration is completed successfully on Wed 14 Jul 2016 18:35:21 IST with the following details on NAD NAD System". Below this, a user profile is displayed with a placeholder for a photo. The profile details are: Name: A. S. Kumar, Date of Birth: 01/01/1980, Gender: Male. Under the heading "INFORMATION PROVIDED BY APPLICANT", the following details are shown: Father's Name: Maheshwar Singh Shergil, Mobile Number: xxxxxxxx, and Email ID: xxxxxxxx@xxxxxx.com. At the bottom of the page, there is a "PRINT" button and a note: "Take a print of this Acknowledgement Slip. This can be submitted to your Academic Institution to inform them of your Aadhaar Number and REGISTRATION ON NAD NAD SYSTEM".



National Academic Depository

NSDL Database Management Limited

DEMONSTRATION

Thank You